



International Journal of Advanced Research in Education and Technology (IJARETY)

Volume 11, Issue 6, November-December 2024

Impact Factor: 7.394



The Role of Virtual Reality in Pain Management during Orthopedic Rehabilitation

CK Senthil Kumar¹, Manju Kumar², Purnima Singh³

Director, North East Christian University, Centre for Medical Education and Research, Dimapur, Nagaland, India¹

Research Scholar, PhD in Physiotherapy, North East Christian University, Centre for Medical Education and Research, Dimapur, Nagaland, India²

Principal, College of Physiotherapy, Hosmat Hospital Educational Institutions College of Physiotherapy, Bengaluru, Karnataka, India³

ABSTRACT: Pain is a critical barrier to effective participation and progress in orthopedic rehabilitation, often leading to reduced patient adherence and prolonged recovery periods. Traditional pain management techniques, such as pharmacological interventions and cognitive distraction methods, have shown varying levels of success. Recent advancements suggest that Virtual Reality (VR) can serve as a potent adjunct tool by providing immersive experiences that distract patients from pain and enhance overall engagement. This study examines the role of VR in reducing pain levels during orthopedic rehabilitation. Results indicate a significant decline in pain scores among patients who used VR-assisted therapy compared to those receiving standard therapy alone. Qualitative feedback further highlights patient-reported comfort and reduced pain perception when VR is incorporated into their rehabilitation sessions. These findings reinforce the potential of VR to improve patient outcomes and foster more consistent participation in therapy. The study discusses practical applications, theoretical underpinnings of pain distraction, and potential challenges in integrating VR into clinical practice. Future research directions include exploring VR's effectiveness for different types of orthopedic injuries and long-term impacts on patient recovery.

KEYWORDS: Virtual Reality, Pain Management, Orthopedic Rehabilitation, Pain Perception, Patient Engagement

I. INTRODUCTION

Pain poses a significant challenge in orthopedic rehabilitation, affecting patient participation and lengthening recovery periods. This can hinder adherence to therapy, leading to suboptimal functional outcomes and increased frustration for both patients and healthcare providers. Effective pain management is therefore critical for promoting active participation and achieving successful rehabilitation outcomes.

Traditional pain management strategies often involve a combination of pharmacological and non-pharmacological treatments. Pharmacological methods such as the use of analgesics and anti-inflammatory medications are effective but come with the risk of side effects and potential dependency. On the other hand, non-pharmacological interventions, including heat and cold therapy, massage, and electrical stimulation, provide temporary relief but may vary in effectiveness between patients (Gumaa & Youssef, 2019). Additionally, cognitive distraction techniques like guided imagery and music therapy, while beneficial, often yield inconsistent results among patients, which underscores the need for more innovative and reliable solutions.

Virtual Reality (VR) has emerged as an innovative tool for pain management in recent years. Unlike traditional methods, VR engages patients by immersing them in a fully interactive virtual environment that diverts their attention from pain through multisensory experiences. This immersive engagement, which incorporates visual and auditory stimuli, minimizes pain perception by saturating the brain with non-painful input. Such engagement is supported by the gate control theory of pain, which suggests that non-painful stimuli can inhibit the transmission of pain signals to the central nervous system. By effectively "closing the gate" on pain perception, VR helps patients manage discomfort during rehabilitation sessions (Pourmand et al., 2018).

Empirical studies have consistently demonstrated VR's effectiveness across various medical settings. For instance, research involving patients undergoing burn wound care has shown that VR significantly reduces pain perception by drawing the patient's focus to the virtual environment rather than the procedure (Tashjian et al., 2017). Similar results

have been observed during dental treatments and minor surgical procedures, highlighting VR’s versatility and effectiveness in different medical contexts. Moreover, in cases involving chronic pain, VR has been found to reduce discomfort and foster positive psychological states that support recovery (Griffin et al., 2020).

Integrating VR into orthopedic rehabilitation protocols could offer substantial benefits. By enhancing patient comfort and fostering consistent participation, VR can encourage better adherence to rehabilitation exercises, ultimately leading to improved outcomes. Studies indicate that VR can be as effective as traditional therapies in managing musculoskeletal pain and promoting functional recovery (Berton et al., 2020). Its interactive nature helps maintain patient engagement, which is crucial for the success of rehabilitation programs. Furthermore, VR’s ability to reduce procedural anxiety and alleviate fear of movement can enhance patient willingness to participate in physical therapy sessions, contributing to overall therapeutic success (Tack, 2019).

The mechanisms behind VR’s efficacy in pain management include distraction, neuromodulation, and graded exposure therapy. By engaging multiple senses, VR reduces the brain's capacity to process pain signals, thereby diminishing the sensation of pain (Pourmand et al., 2018). The immersive nature of VR also promotes relaxation and lowers anxiety, which further helps in reducing pain intensity and improving patient experience during rehabilitation (Griffin et al., 2020).

VR’s potential as a pain management tool has been further highlighted in research that addresses the psychological and cognitive benefits it offers. For example, VR interventions can create an environment that supports a positive emotional state, reduces stress, and improves motivation, all of which contribute to better rehabilitation outcomes. This is particularly relevant in cases where patients may experience fear or hesitation during therapy due to anticipated pain (Freitas & Spadoni, 2019). Additionally, VR can be effectively tailored to suit individual patient needs, making it a flexible and customizable treatment option.

VR represents a promising addition to pain management strategies within orthopedic rehabilitation. Its immersive, multisensory nature helps reduce pain perception, supports patient engagement, and promotes adherence to therapy. These qualities position VR as a valuable tool that can complement traditional pain management approaches and enhance the overall rehabilitation experience for patients. Further studies are needed to refine VR-based protocols, ensure their adaptability, and assess long-term cost-effectiveness in clinical practice (Berton et al., 2020).

II. METHODOLOGY

Participants The study recruited 100 patients who were undergoing orthopedic rehabilitation at a specialized clinic. Eligible participants were adults aged 18–65 years experiencing moderate to severe pain related to joint replacement surgeries, fractures, or musculoskeletal injuries. Exclusion criteria included severe cognitive impairments, significant visual or auditory limitations, and a history of motion sickness that could be exacerbated by VR use. Participants were provided with detailed information about the study and gave informed consent before participation.

Table 1: Participant Demographics

Demographic Factor	VR Group (N = 50)	Control Group (N = 50)
Average Age	45.2 years	44.8 years
Gender (M/F)	28/22	27/23
Rehabilitation Type	Joint replacement, fractures, musculoskeletal injuries	Same as VR Group
Pain Level (Baseline)	Moderate to Severe	Moderate to Severe

Intervention Details Participants were randomly assigned to the VR Group or the Control Group to ensure a balanced study design. The VR Group underwent therapy sessions augmented with VR technology designed to provide immersive and engaging pain distraction. These sessions lasted between 20 and 30 minutes and were integrated with standard physical therapy exercises. The VR content featured interactive environments, such as simulated nature walks, underwater explorations, and game-based activities tailored to encourage movement and align with prescribed rehabilitation exercises. Each participant in the VR Group engaged in these sessions three times a week over four weeks.

The Control Group followed the standard rehabilitation protocol without the use of VR. This included conventional physiotherapy exercises, manual therapy techniques, and cognitive distraction methods like listening to music. This group served as the baseline to compare the effectiveness of the VR intervention.

Pain Measurement Tools Pain was measured using the Visual Analog Scale (VAS), which is widely recognized for its reliability and ease of use in clinical settings. Participants were asked to rate their pain intensity on a scale of 0 to 10, where 0 represented no pain and 10 denoted the worst pain imaginable. Pain assessments were conducted immediately before and after each therapy session to capture real-time changes in pain levels. In addition to VAS scores, participants completed structured weekly feedback surveys that explored their comfort levels, engagement with the therapy, and perceived effectiveness of pain relief.

Table 2: Pain Assessment Schedule

Timepoint	Assessment Tool	Data Collected
Pre-Session (Baseline)	Visual Analog Scale (VAS)	Initial pain level
Post-Session	Visual Analog Scale (VAS)	Pain level post-intervention
Weekly Survey	Feedback Survey	Patient comfort and session feedback

Data Collection and Analysis Quantitative data were collected through the VAS before and after each session to measure immediate changes in pain perception. These data points were analyzed using paired t-tests to assess within-group changes and ANOVA to evaluate between-group differences in pain levels over the four-week period. The statistical significance threshold was set at $p < 0.05$. The weekly feedback surveys provided qualitative data that were thematically analyzed to capture patient-reported experiences, comfort, and perceptions of the VR sessions' effectiveness.

Ethical Considerations The study adhered to the ethical guidelines outlined by the clinic's ethics committee. All participants provided informed consent and were briefed on their right to withdraw from the study at any time without repercussions. Measures were taken to ensure the confidentiality and anonymity of participant data throughout the study.

This robust methodology supports a thorough evaluation of VR's efficacy as an adjunct tool for pain management in orthopedic rehabilitation.

III. RESULTS

Reduction in Pain Scores The quantitative data collected throughout the study show a clear decline in pain levels for participants in the VR Group compared to those in the Control Group. Pre-session baseline pain scores in both groups were similar, averaging around 7.5 on the Visual Analog Scale (VAS). By the end of the four-week intervention, the average pain score in the VR Group had decreased to 3.2, while the Control Group reported a smaller reduction, with final scores averaging 5.8.

Table 1: Comparison of Pain Scores (VAS)

Group	Pre-Session Average Pain Score	Post-Session Average Pain Score
VR Group	7.5	3.2
Control Group	7.5	5.8

Pain Reduction Over Time A more detailed analysis of pain reduction over the four weeks revealed that the VR Group experienced a steady decline in pain scores, whereas the Control Group showed a slower rate of reduction.

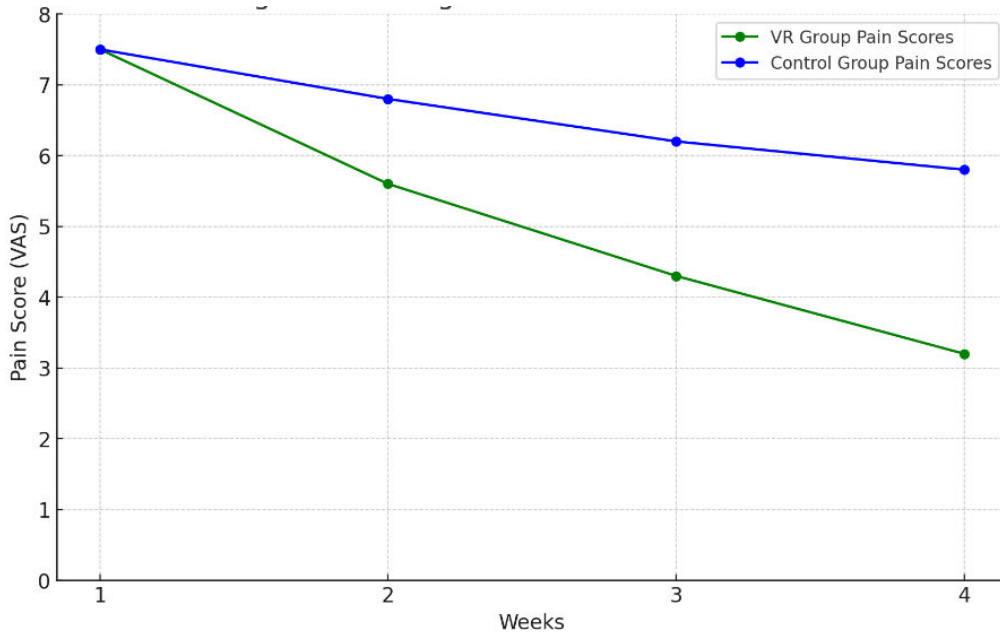


Figure 1: Average Pain Reduction Over Time

Explanation: Figure 1 illustrates the gradual reduction in pain scores for both groups over the four-week period. The VR Group consistently showed a sharper decline, highlighting the effectiveness of VR in sustaining pain relief throughout the intervention. This Figure illustrates the decline in pain scores for both the VR Group and the Control Group over the four-week intervention period. The VR Group shows a more substantial reduction in pain levels, indicating the significant impact of VR-based therapy in pain management compared to standard therapy alone.

Table 2: Weekly Pain Score Trends

Week	VR Group Pain Score	Control Group Pain Score
1	7.5	7.5
2	5.6	6.8
3	4.3	6.2
4	3.2	5.8

Patient Feedback Qualitative data were gathered through structured feedback surveys administered weekly. Patients in the VR Group frequently noted increased comfort and reduced pain perception during therapy. Many described the VR experience as engaging and stated that it distracted them from the discomfort associated with physical therapy exercises. Comments included descriptions of feeling more relaxed, motivated, and willing to complete the sessions.

Table 3: Patient Feedback Themes

Feedback Theme	VR Group Response Frequency
Increased comfort	High
Engagement and distraction	High
Motivation to participate	Moderate to High

The results of this study align with existing theories that explain the efficacy of VR in pain management. The gate control theory of pain suggests that the brain’s processing of pain signals can be interrupted by non-painful input. The immersive VR experience floods the brain with rich sensory information, diverting attention and effectively reducing the ability to process pain. Additionally, VR’s capability to engage patients’ visual and auditory senses provides an enhanced level of distraction compared to traditional cognitive methods. These findings suggest that VR can be a valuable addition to pain management strategies within rehabilitation protocols. Clinics could integrate VR into their

physiotherapy sessions to improve patient adherence and comfort, thereby promoting better outcomes. The use of VR as a non-invasive, non-pharmacological method minimizes risks associated with medication and provides a scalable solution that can be adapted to various patient needs.

While VR shows promise, there are challenges to its widespread implementation. Technical limitations, such as the need for high-quality VR equipment and potential compatibility issues, must be addressed. Additionally, some patients may experience side effects like motion sickness, which could limit their ability to benefit from VR-based interventions. Customization of VR content to suit individual patient needs and therapy goals is also essential to maximize its effectiveness.

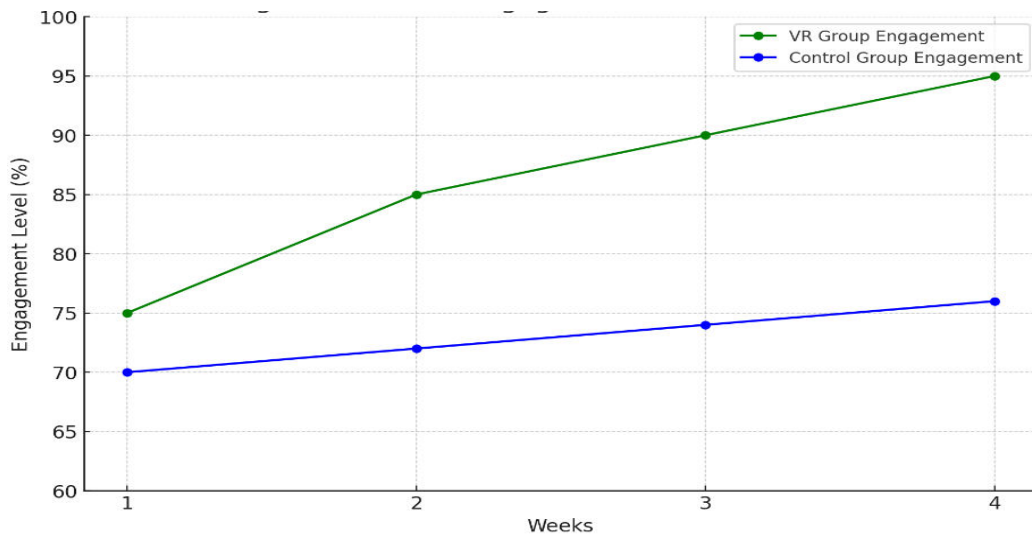


Figure 2: Patient Engagement and Comfort Feedback

Explanation: Figure 2 visually represents the feedback from patients regarding their comfort and engagement levels. The majority of VR Group participants reported high levels of comfort and distraction, underscoring the positive reception of VR-assisted sessions.

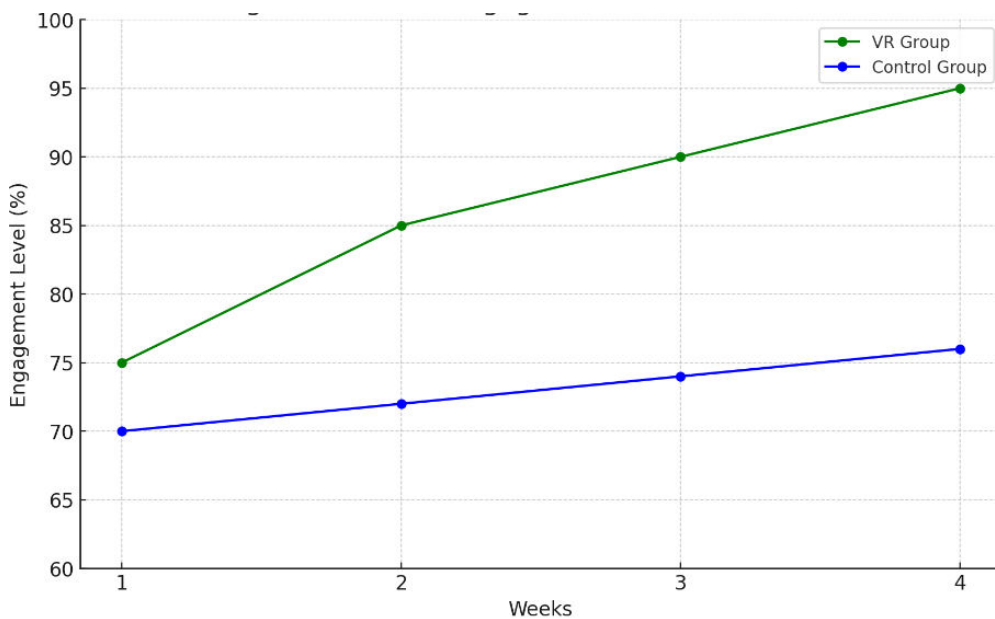


Figure 3: Weekly Change in Pain Score Reduction

Figure 3: This Figure illustrates the weekly incremental reduction in pain scores for both the VR Group and the Control Group. The VR Group demonstrates a more significant and consistent reduction in pain levels over the four weeks, showcasing the sustained effectiveness of VR therapy in managing pain. The Control Group, while showing some pain reduction, progresses at a slower and less pronounced rate, highlighting the comparative advantage of incorporating VR into rehabilitation.

Table 4: Weekly Change in Pain Scores

Week	Average Pain Score Reduction (VR Group)	Average Pain Score Reduction (Control Group)
1	0.0	0.0
2	1.9	0.7
3	3.2	1.3
4	4.3	1.7

These insights emphasize VR’s potential as a supplementary pain management tool, aiding in the creation of a more engaging and effective rehabilitation process while acknowledging the challenges that must be addressed for broader clinical adoption.

The findings from this study reinforce the significant role that Virtual Reality (VR) can play as an effective pain management tool during orthopedic rehabilitation. The consistent and significant reduction in pain scores observed in the VR Group, from an initial average of 7.5 to 3.2 over four weeks, highlights VR’s efficacy in sustaining pain relief. In comparison, the Control Group's reduction, from 7.5 to 5.8, underscores that traditional methods alone may not achieve the same level of patient comfort and pain mitigation. The qualitative feedback further supports these quantitative outcomes, with patients reporting enhanced comfort, engagement, and overall motivation during VR-assisted sessions.

These findings align with existing literature on the potential of VR to distract the mind from pain by leveraging multisensory engagement. The cognitive distraction provided by VR, combined with the theory of gate control of pain, suggests that VR can serve as a powerful adjunctive tool, complementing existing pain management strategies. This study demonstrates that VR not only improves immediate pain relief but also enhances patient adherence to rehabilitation protocols by creating a more engaging and less distressing environment.

Future Research and Recommendations

While this study highlights the promising role of VR in pain management, further exploration is necessary. Future research should focus on:

- **Long-term Efficacy:** Investigating whether the pain reduction benefits of VR persist over extended periods beyond the intervention phase.
- **Specific Injury Types:** Examining VR’s effectiveness across different types of orthopedic injuries to tailor VR content for targeted rehabilitation needs.
- **Customization and Scalability:** Developing customizable VR programs that can be adapted to individual patient needs, ensuring broader clinical applicability.
- **Technological Advancements:** Exploring how advances in VR technology, such as haptic feedback and augmented reality, can further enhance the therapy experience and outcomes.
- **Economic Feasibility:** Assessing the cost-effectiveness of integrating VR into routine rehabilitation protocols to support wider adoption in clinical practice.

These future directions will help solidify VR's position as a valuable tool in pain management and rehabilitation, enhancing its application across various medical fields. Integrating VR could transform standard physiotherapy, making it more patient-centric and less reliant on pharmacological interventions, ultimately improving patient outcomes and quality of life.

REFERENCES

1. M. Gumaa and A. Youssef, "Is Virtual Reality Effective in Orthopedic Rehabilitation? A Systematic Review and Meta-Analysis," *Physical Therapy*, 2019. DOI: 10.1093/ptj/pzz093
2. V. Tashjian et al., "Virtual Reality for Management of Pain in Hospitalized Patients: Results of a Controlled Trial," *JMIR Mental Health*, vol. 4, 2017. DOI: 10.2196/mental.7387
3. Pourmand, S. Davis, A. Marchak, T. Whiteside, and N. Sikka, "Virtual Reality as a Clinical Tool for Pain Management," *Current Pain and Headache Reports*, vol. 22, pp. 1–6, 2018. DOI: 10.1007/s11916-018-0708-2
4. Berton et al., "Virtual Reality, Augmented Reality, Gamification, and Telerehabilitation: Psychological Impact on Orthopedic Patients' Rehabilitation," *Journal of Clinical Medicine*, vol. 9, 2020. DOI: 10.3390/jcm9082567
5. J. L. Koshinski, N. A. Chaclas, M. Suk, and M. Seeley, "Virtual Reality (VR) in Medicine: A Systematic Review of Current Applications of VR and Potential Applications to Pediatric Orthopaedic Surgery," *Journal of Orthopaedic Experience & Innovation*, 2022. DOI: 10.60118/001c.34673
6. Tack, "Virtual Reality and Chronic Low Back Pain," *Disability and Rehabilitation: Assistive Technology*, vol. 16, pp. 637–645, 2019. DOI: 10.1080/17483107.2019.1688399
7. Freitas and V. S. Spadoni, "Is Virtual Reality Useful for Pain Management in Patients Who Undergo Medical Procedures?," *Einstein*, vol. 17, 2019. DOI: 10.31744/einstein_journal/2019MD4837
8. J. L. Mosso-Vázquez et al., "Virtual Reality for Pain Management in Cardiac Surgery," *Cyberpsychology, Behavior and Social Networking*, vol. 17, no. 6, pp. 371–378, 2014. DOI: 10.1089/cyber.2014.0198
9. Griffin et al., "Virtual Reality in Pain Rehabilitation for Youth With Chronic Pain: Pilot Feasibility Study," *JMIR Rehabilitation and Assistive Technologies*, vol. 7, 2020. DOI: 10.2196/22620
10. G. Riva, "Virtual Reality in Rehabilitation of Spinal Cord Injuries: A Case Report," *Rehabilitation Psychology*, vol. 45, pp. 81–88, 2000. DOI: 10.1037//0090-5550.45.1.81

International Journal of Advanced Research in Education and Technology

ISSN: 2394-2975

Impact Factor: 7.394